

# “Look, Listen, Smell, Leave, and Tell”

Always follow the manufacturer’s instructions when operating and caring for natural gas appliances.

Don’t use fuel lines for storage. Do not hang heavy coats or other items from a fuel line (often located near the ceiling in basements).

Whether you’re installing an underground dog fence or deck, running water to an outbuilding or post-hole digging for a new mail box post, underground piping and other utilities can become damaged. Call The Utilities Protection Center at 1-800-282-7411 or **811** before you dig or move earth in any way.

**LOOK**  
**LISTEN**  
**SMELL**  
**LEAVE**  
**TELL**



**Know what's below.  
Call before you dig.**

Homeowners often make risky assumptions about whether or not they should get their utility lines marked, but every digging job requires a call – even small projects like planting trees and shrubs. The depth of utility lines varies and there may be multiple utility lines in a common area. Digging without calling can disrupt service to an entire neighborhood, harm you and those around you and potentially result in fines and repair costs. Calling 811 before every digging job gets your underground utility lines marked for free and helps prevent undesired consequences.

### EMERGENCY NUMBERS

Post on your refrigerator or in another visible place.


Gas Company: **City of Tallapoosa or 911**

This message was brought to you by City of Tallapoosa. For additional information regarding this message, please call 770-574-2345.

25 E. Alabama Street  
Tallapoosa, GA 30176


City of Tallapoosa

112013



*Natural Gas  
Safety and You!*

City of Tallapoosa  
Natural Gas Information



The City of Tallapoosa is your local natural gas provider. There are underground natural gas lines in your area. We are providing this safety brochure as part of our Public Awareness Program.

## Natural Gas Safety At Home

Natural gas, America's most popular home heating fuel, is increasingly popular for use by homeowners, schools, businesses, factories and electric power-generation plants because it is clean, efficient and reliable. Main gas lines, typically 2-inch in diameter, branch into household service lines which are typically half-inch to three-quarter-inch in diameter and buried 12- to 18-inches below the surface. To burn properly, natural gas mixes with just the right amount of air to be ignited by a spark or flame. Natural gas that burns without enough air produces a deadly gas — carbon monoxide.

Because natural gas is colorless and odorless, a chemical with a distinct smell is added to alert you of a leak. The added odor smells like rotten eggs.

## Gas Safety at Home

Never try to locate a leak yourself — it could be fatal. Let the experts who work for your local gas provider or emergency personnel handle this!

### Your Home >>>

Be sure to keep all natural gas appliances clean. Do not use the kitchen range as a space heater. This can produce dangerous carbon monoxide gas. Have your natural gas appliances installed, serviced and repaired by professionals. Keep chimney flues and vents for all appliances clean and in good working condition. Keep areas around your gas water heater and furnace clean and free of flammable substances.

### Your Children >>>

Teach small children to stay away from all gas burning appliances. Take them on a tour of your home's gas-burning appliances, emphasizing the importance of safe operation. Explain to them that they must never swing from or play with pipes leading into your home or to appliances or any outdoor meters.

**When in doubt — GET OUT!**

### Look —

Blowing dirt, bubbling in creeks or ponds, dry spots in moist areas or dead plants surrounded by green live ones could indicate a leak.

Practice safety drills and emergency home evacuation drills. Keep emergency numbers handy and teach young family members who to call for help when needed.

### Listen —

A hissing sound that is near gas lines, any appliances or meters could indicate a leak.

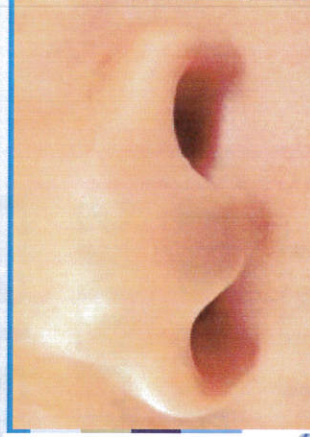

**Smell —** If you smell the rotten egg odor there could be a leak.

**Leave —** Leave the area immediately.

### Tell —

Be sure to tell authorities - Notify 911 or call us at 770-574-2345. A faint odor of gas may mean that a pilot light has gone out and should be relit, however a **strong odor** means you should leave the home at once, go to a neighbor's house and call your local utility or emergency number from there.

Also, do not turn any electrical switches on or off or use a telephone or flashlight, because an electric spark could ignite the gas and cause an explosion.



### Do A Home Inspection with Your Children >>>

Natural gas is used for heating buildings, heating water, cooking, drying clothes, lighting, and other purposes. Some home appliances that use natural gas include:

Furnaces  
Barbecue Grills

Clothes dryers  
Water heaters

Pools  
Outdoor lights

Hot tub heaters  
Stoves & ranges

# Smell Gas? Act Fast!